



AGGES 5-10

PLEASE TAKE ONE VBS
PACKET PER AGE.



WELCOME

TO

JMBC (Virtual) VBS 2021

“We Pray God Will Bless and Move in a Mighty Way”

THIS PACKET CONTAINS ALL THE MATERIALS NEEDED FOR
YOUR FAMILY TO CONDUCT VBS.

LESSONS FOR (3) DAY: JUNE 22-23-24. YOU CAN BEGIN
VBS EACH DAY ANYTIME YOU WISH.

EACH DAY BEGIN YOUR VBS SESSION WITH THE
INTRODUCTION VIDEO ON **THE JMBC YOUTUBE CHANNEL.**

YOU WILL NEED TO ACCESS THE YOUTUBE WEB SITE BY WAY
OF THE INTERNET THEN SEARCH FOR: **JMBC.**

IF YOU DO NOT HAVE ACCESS TO YOUTUBE START
EACH DAY INTRODUCTION WITH THE General Assembly Worship Guide
WHICH IS IN YOUR PACKET.

AT THE END OF VBS - COMPLETE THE VBS SURVEY. DROP OFF
VBS SURVEY IN THE JMBC LOBBY. BOX LABEL VBS SURVEYS. OR YOU CAN
E-MAIL THE VBS SURVEYS TO trwilsons@yahoo.com.

LASTLY, WE WOULD LIKE TO COMMEMORATE THIS VIRTUAL VBS.
PLEASE SEND IN PICTURES AND VIDEOS OF YOUR VBS OF HOW GOD
BROUGHT YOU THROUGH THIS TIME OF LEARNING AND FUN.

JMBC Virtual VBS 2021

Survey

Do you plan to participate in VBS next year, Virtual or at the Church House?
 Yes | No

Would you recommend JMBC VBS to your friend?
 Yes | No

Did you enjoy Virtual VBS; Why, or why not?

What part of the Lessons did you enjoy the most?

If you could change or improve any part of the lessons, what would it be?

Please share any comments or suggestions you may have for JMBC VBS 2021.

JEHOVAH MISSIONARY BAPTIST CHURCH
VIRTUAL VACATION BIBLE SCHOOL
JUNE 22-24, 2021

DR. MARION H. NEWTON
SENIOR PASTOR

MINISTER HALLIE G. WILSON JR.
CHURCH SCHOOL SUPERINTENDENT



DAILY SCHEDULE FOR VIRTUAL VBS 2021

DEVOTIONAL WORSHIP

CLASS PERIOD

DAILY LESSON

THEME

We are Kingdom Citizens Striving to Advance the Kingdom
of God on Earth as it is in Heaven.

Emphasis
"Prayer"

EMPHASIS ON SALVATION
Saving Souls this week!!!

BIBLE STUDY ACTIVITY / CRAFT

SNACK TIME
CLEAN UP
PRAYER

END



General Assembly Worship Guide

CALL TO WORSHIP

THEME VERSE

(Read in unison.)

"Put on the whole armour of God, that ye may be able to stand against the wiles of the devil"
(Ephesians 6:11, KJV).

Leader:

God loves us, and we are special to Him.

Audience:

"The LORD your God is with you, the Mighty Warrior who saves. He will ... rejoice over you with singing" (from Zephaniah 3:17, NIV).

Leader:

God has made His only Son, Jesus, to rule over everything.

Audience:

"And God placed all things under his feet and appointed him to be head over everything for the church" (Ephesians 1:22, NIV).

Leader:

Because we are special to God, He gives us the power to do great things for Him as we commit our hearts to Jesus.

Audience:

"But you will receive power when the Holy Spirit comes on you; and you will be my witnesses" (from Acts 1:8, NIV).

Leader:

Because God gives us power in Jesus, He expects us to work for Him.

Audience:

"As long as it is day, we must do the works of him who sent me. Night is coming, when no one can work" (John 9:4, NIV).

PLEDGES

Pledge to the Christian Flag

I pledge allegiance to the Christian flag,

And to the Savior for whose kingdom it stands;

One Savior, crucified, risen, and coming again,

With life and liberty for all who believe.

Pledge to the Bible

I pledge allegiance to the Bible, God's Holy Word.

I will make it a lamp unto my feet,

And a light unto my path.

I will hide its words in my heart.

That I might not sin against God.

Pledge to Live as a Member of God's Family

I pledge to be a doer of the Word and not just a hearer.

I will seek my Heavenly Father in prayer and study of His Holy Word.

I will love and forgive my brothers and sisters in Christ

In order to please my Savior.

PRAYER

(Read in unison.)

"Dear Heavenly Father, thank You for choosing us to be a part of Your family. Help us to love, forgive, and serve one another in Jesus' name. Amen."



Certificate of Recognition



This Certifies that

*is being recognized for
completing Virtual Vacation Bible School*

On this the 24th day of June 2021.

DR. MARION H. NEWTON
SENIOR PASTOR

MINISTER HALLIE G. WILSON JR
CHURCH SCHOOL SUPERINTENDENT

LESSON ONE

JUNE 22, 2021



JESUS PRAYS IN THE GARDEN

Luke 22:39-46

Luke 22

³⁹Jesus went out as

usual to the Mount of

Olives, and his disciples

followed him. ⁴⁰On

reaching the place, he

said to them, "Pray that

you will not fall into

temptation." ⁴¹He

withdrew about a stone's

throw beyond them,

knelt down and prayed,

⁴²"Father, if you are

willing, take this cup

from me; yet not my

will, but yours be done."

⁴³An angel from heaven

appeared to him and

strengthened him. ⁴⁴And

being in anguish, he

prayed more earnestly,

and his sweat was like

drops of blood falling to

the ground.

⁴⁵When he rose from

prayer and went back to

the disciples, he found

them asleep, exhausted

from sorrow. ⁴⁶"Why are

you sleeping?" he asked

them. "Get up and pray

so that you will not fall

into temptation."

JESUS PRAYS IN THE GARDEN

Luke 22:39-46

QUESTIONS	MY POINTS	POSSIBLE POINTS
1.) What did Jesus do in the garden?		5
2.) What was Jesus praying about?		5
3.) What were Jesus' disciples doing while he prayed?		5
4.) Why do you think Jesus prayed in the garden?		5


MEMORY VERSE	MY POINTS	POSSIBLE POINTS
"Pray continually; give thanks in all circumstances, for this is God's will for you in Christ Jesus." 1 Thessalonians 5:17-18		10

PARENT/GUARDIAN SIGNATURE	HOME CONNECTION	MY POINTS	POSSIBLE POINTS
	I have read, or been read, the passage of scripture for this week.		5
	I have answered the questions aloud to an adult at home this week.		5
	I have recited the memory verse out loud to an adult at home this week.		10

CLUB CONNECTION	TOTAL POINTS
LEADER'S SIGNATURE _____ DATE ____/____/____	

JESUS PRAYS IN THE GARDEN

Luke 22:39-46



Jesus prays before he dies on the cross for our sins



Luke 22:39-46

JESUS PRAYS IN THE GARDEN

JESUS PRAYS IN THE GARDEN

Luke 22:39-46

CRAFT/ACTIVITY: POST-IT™ PRAYING HANDS

Students will make praying hands to remind them that Jesus prayed in the garden before he died on the cross for our sins.

MATERIALS

1. 67 lb. White Cardstock
2. Praying Hands Pattern
3. 3" x 3" Post-it™ Notes
4. Markers, Crayons, or Colored Pencils
5. Scissors



DIRECTIONS

1. Make a copy of the "Praying Hands Pattern" on 67 lb. white cardstock for each student.
2. Have students color the praying hands.
3. Allow students to cut out the praying hands.
4. Peel off about 10 Post-it™ Notes to stick onto the praying hands.
5. Encourage students to hang their praying hands in a conspicuous place at home. Whenever they have a prayer request, they can peel off a Post-it™ Note, write down their prayer request, and stick it in a place that will remind them to pray.

FOR DISCUSSION

As students are working on their praying hands, remind them that Jesus is the ultimate example of a praying man. In the garden he prayed for God's will, not his own. Help students realize that we should, as our memory verse states, "pray continually."

TIME NEEDED TO COMPLETE:

Approximately 10 minutes

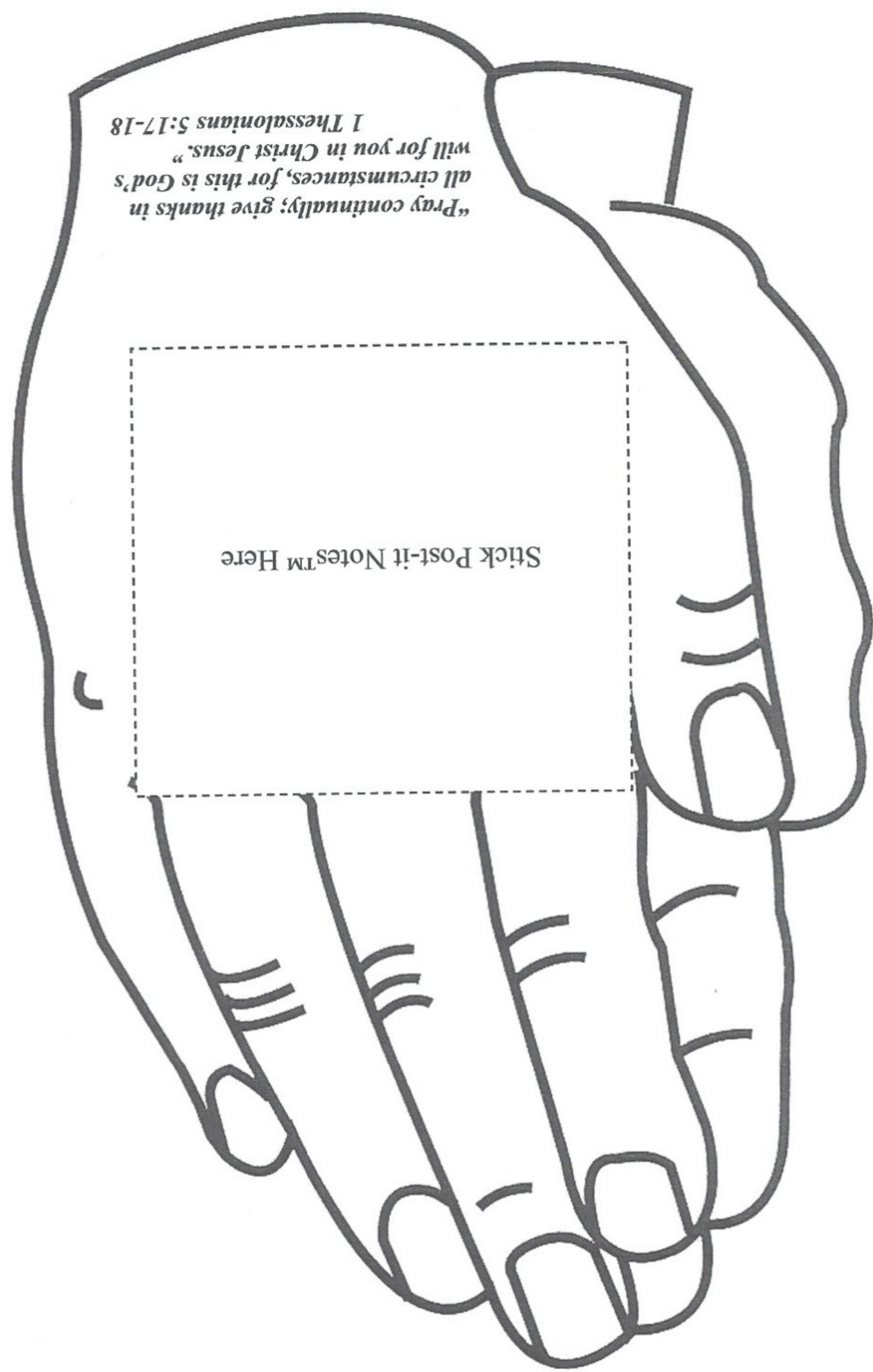
MEMORY VERSE

"Pray continually; give thanks in all circumstances, for this is God's will for you in Christ Jesus." 1 Thessalonians 5:17-18

JESUS PRAYS IN THE GARDEN

Luke 22:39-46

PRAYING HANDS PATTERN



*"Pray continually; give thanks in all circumstances, for this is God's will for you in Christ Jesus."
1 Thessalonians 5:17-18*

Stick Post-it Notes™ Here

JESUS PRAYS IN THE GARDEN

Luke 22:39-46

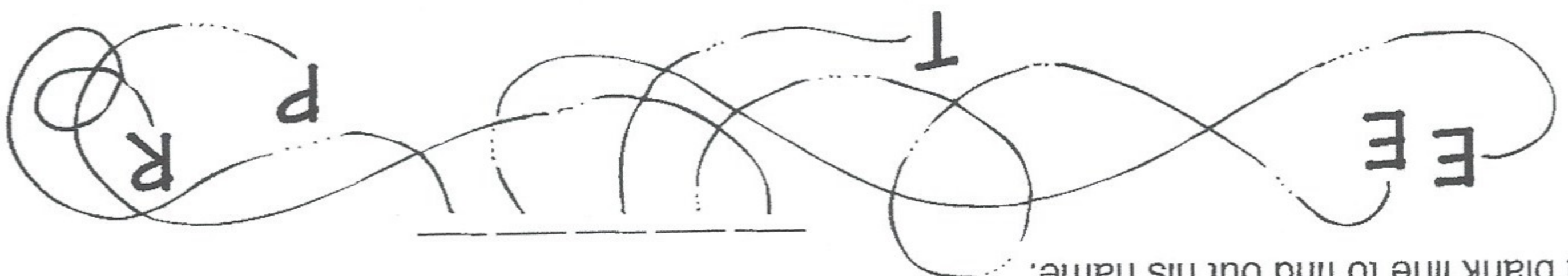
After Jesus celebrated the Passover with His apostles, He shared the Last Supper with them. Then they sang a hymn and went out to the Garden of Gethsemane on the Mount of Olives. It was a sad walk for Jesus. He is God, and He knew what would happen in the garden that night. To learn more about this story, write the missing letter from each set of letters on the line.

1. QRTUVWX _____
 EF G H J K L _____
 L M O P Q R S _____
 P Q R T U V W _____
 2. X Y Z A C D E _____
 B C D F G H I _____
 Q R S U V W X _____
 N O P Q R S T U _____
 X Y Z B C D E _____
 T U V W X Z A _____
3. A B D E F G H _____
 W X Y Z B C D _____
 L M N O Q R S _____
 P Q R S U V W _____
 S T V W X Y Z _____
 N O P Q R S T U _____
 B C D F G H I _____
4. A B C E F G H _____
 Y Z A B C D F _____
 P Q R T U V W _____
 A B C D F G H _____
 N O P Q R S T U _____
 S U V W X Y Z _____

Use the words you wrote above in the sentences below.
 Jesus was sad because He knew that ...

1. He would soon bear our _____ in His body on the cross.
2. One of His apostles, Judas, would _____ Him to His enemies.
3. These enemies would come and _____ Him.
4. All of His other apostles would _____ Him.

Later that night, another apostle denied three times that he knew Jesus. Trace each letter to a blank line to find out his name.



Are you ashamed to tell your schoolmates and friends about Jesus? Isn't that the same as denying Him? Speak up for Jesus! Share His love!

THE BIBLE TIMES HERALD

A SPECIAL REPORT ON LUKE 22:39-46

QUESTIONS

1. What did Jesus do in the garden?
2. What was Jesus praying about?
3. What were Jesus' disciples doing while he prayed?
4. Why do you think Jesus prayed in the garden?


MEMORY VERSE

“Pray continually; give thanks in all circumstances, for this is God’s will for you in Christ Jesus.”
1 Thessalonians 5:17-18

FINISH THE PICTURE



JESUS PRAYS IN THE GARDEN



As Jesus went out as he usually did to the Mount of Olives, his disciples followed him. When they got there, Jesus said to them, “Pray that you will not fall into temptation.” Then Jesus went off a short distance away to pray. Jesus prayed, “Father, if you are willing, take this cup from me; yet not my will, but yours be done.” Jesus knew he was about to die on the cross for the sins of the world.

An angel from heaven appeared and strengthened Jesus. Jesus prayed even more and his sweat was like drops of blood. When Jesus finished praying, he found the disciples asleep. They were exhausted from sorrow. Jesus asked the disciples, “Why are you sleeping? Get up now and pray that you will not fall into temptation.” For additional details about this story, please read Luke 22:39-46 in your Bible.

Ideas For Home:

Today your child learned that Jesus prayed before he was arrested and crucified.

1. Have your child finish coloring this book.
2. Help your child learn the *Memory Verse*.
3. Practice the *Bible Story Rhyme*.
4. Read and discuss the bible story with your child.
5. Encourage your child to pray on all occasions like Jesus did.

Bible Story Mini Book

Jesus Prays in the Garden



Luke 22:39-46

Colored by: _____



When Jesus finished
praying, he found his
disciples asleep.



Jesus asked his disciples
to come with him while
he prayed.

Memory Verse

“Pray continually....”
1 Thessalonians 5:17

Bible Story Rhyme

There goes Jesus off to pray,
(Fold hands)

In the garden far away.
(Point off in the distance)

His disciples fell asleep,
*(Place tilted head on hands that are palm
to palm)*

They didn't even make a peep.
(Hold pointer finger in front of lips)



Jesus told them to wait
while he prayed.

Have You Ever Sinned?

The Bible teaches that we have *all* sinned and do not measure up to God's glory. It also teaches that the price for sin is death which separates us from God. But even though we are sinners, Christ died for us and paid the price for our sin. We just need to ask him to forgive us and receive his free gift of salvation. Just pray this prayer, with a sincere heart, and Jesus will forgive you of your sins. You will become a child of God and live with Him in heaven.

“Dear Jesus,

Please forgive me for the bad things that I have done. Please come into my heart and be my Lord and savior. In your name I pray, Amen.”



**Jesus prayed to see if
God would keep him from
dying on the cross.**

JESUS PRAYS IN THE GARDEN

Luke 22:39-46

Supplies: None

Play this game to encourage prayer after the story of Jesus' prayer in the Garden of Gethsemane.

Have the children form a line. Choose a child to help you form a bridge.

Say: In this story Jesus prayed for himself and for others. I want you to think of some things you can pray for as we begin to march under the bridge.

Sing this song to the tune of "London Bridge":

God will listen when you pray,

When you pray, when you pray.

God will listen when you pray.

What will you say?

Drop the bridge, and capture a child. Ask the child to name

something or someone you can pray about together. Say a sentence

prayer with the child and then raise the bridge and start the song

over again. Continue until everyone has a chance to be captured and

to pray.

JESUS PRAYS IN THE GARDEN

Luke 22:39-46



There goes Jesus off to pray,
(Fold hands)

In the garden far away.
(Point off in the distance)

His disciples fell asleep,
(Place tilted head on hands that are palm to palm)

They didn't even make a peep.
(Hold pointer finger in front of lips)

Praying Pretzels

Ingredients:

- 2 loaves (16oz) frozen whole wheat bread dough, thawed

- 1 egg white

- 1 tsp water

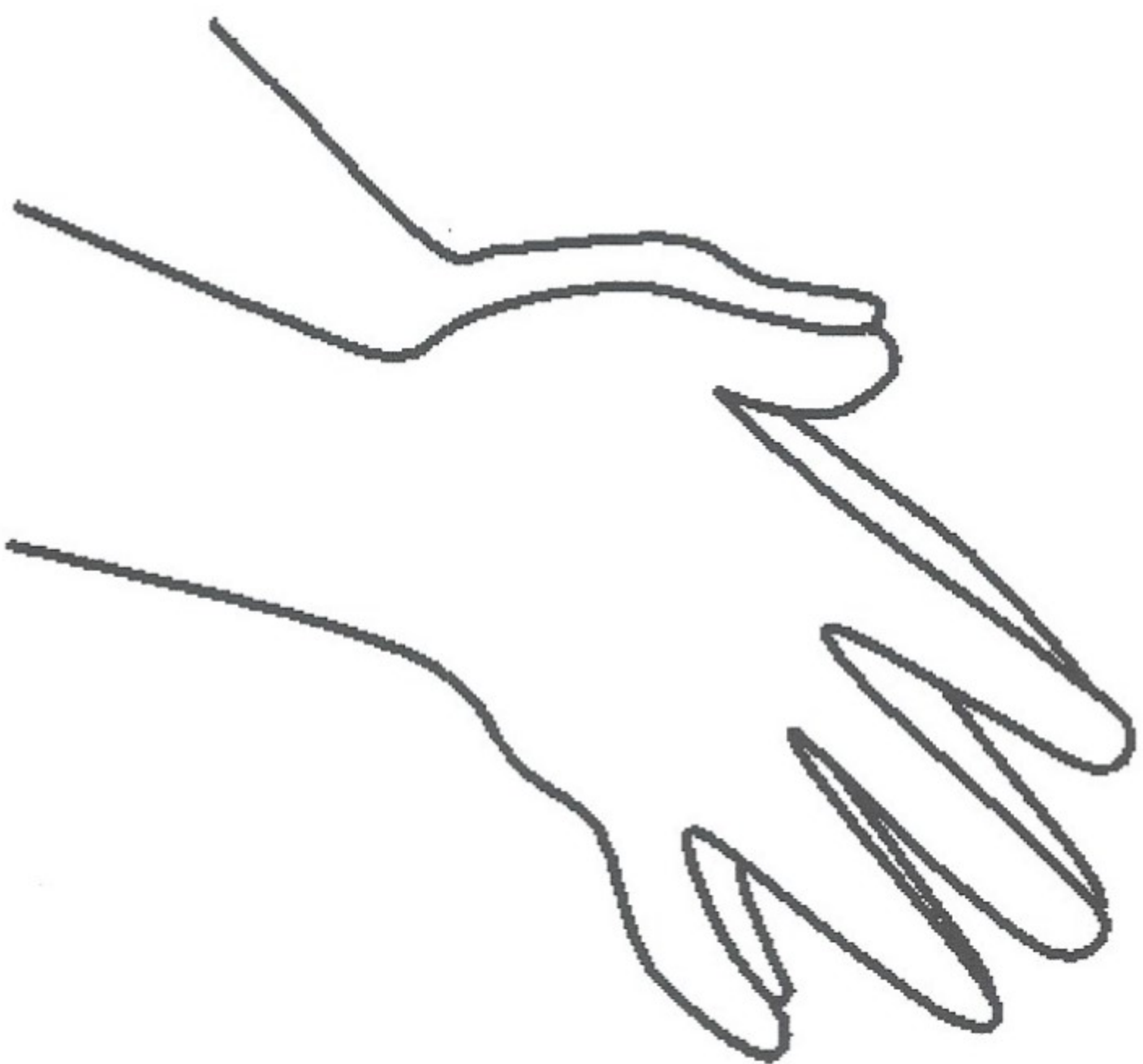
- Coarse salt, optional

Directions:


1. Thaw dough in refrigerator overnight.
2. Roll into 24 balls (12 each loaf).
3. Roll into ropes and shape into pretzels by forming a knot and looping ends through.
4. Place 1 inch apart on well greased cookie sheet.
5. Let stand 20 minutes.
6. Combine egg whites with water and brush on pretzels.
7. Sprinkle with salt and bake at 350F for 20 minutes.

DLTK's Mini Books

The Lord's Prayer



Colored by: _____




Our Father, who art in
heaven, hallowed be Thy
name.

1



Thy kingdom come, Thy
will be done on earth as
it is in heaven.

2



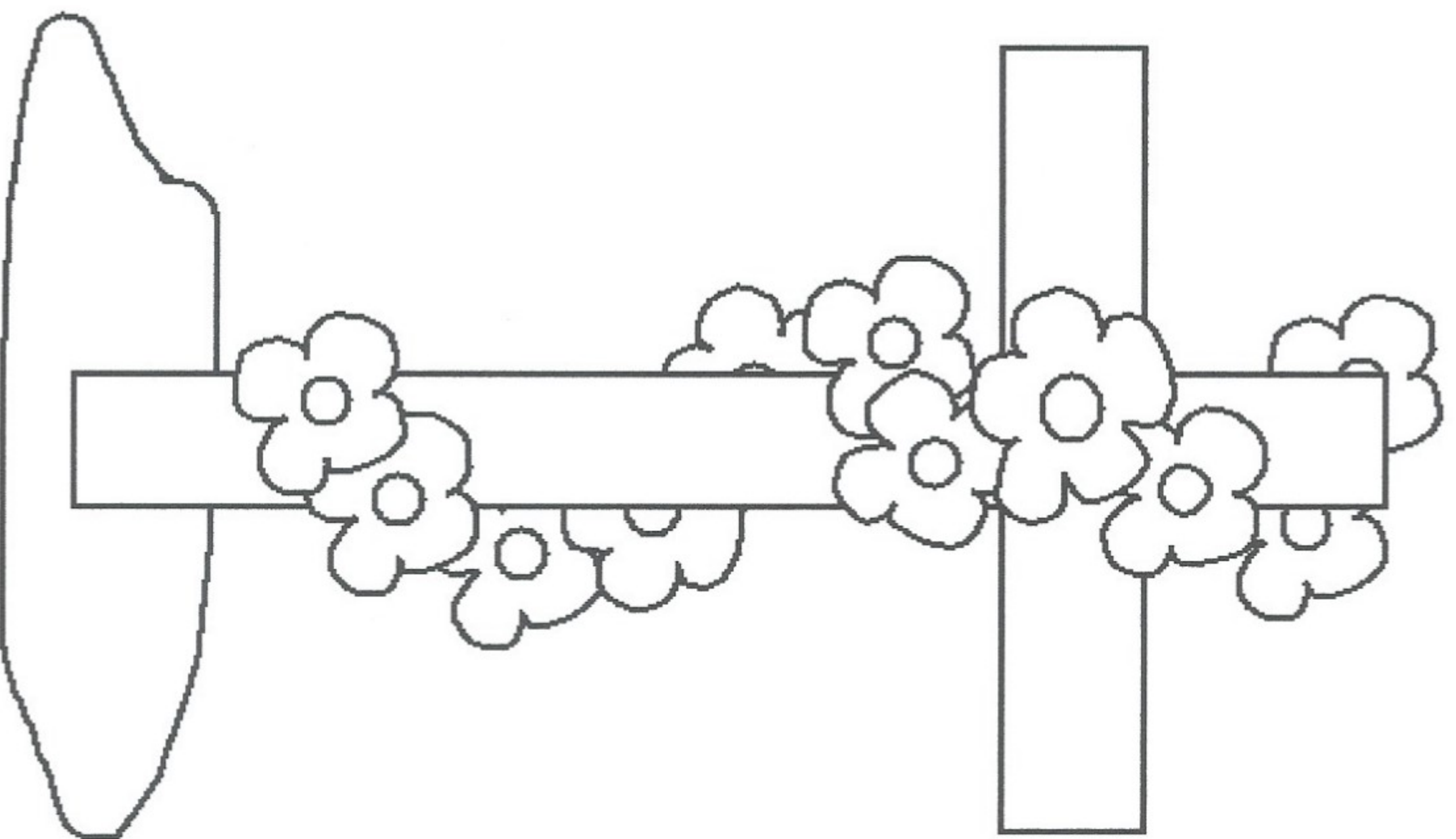
*Give us this day our
daily bread.*

3




*And forgive us our
trespasses, as we
forgive those who
trespass against us.*

4




And lead us not into
temptation, but deliver
us from evil.

5



For thine is the kingdom,
and the power, and the
glory, for ever, and ever.
Amen.

6



LESSON TWO

JUNE 23, 2021

The Lord's Prayer

Today we're learning about how God would like us to pray. Even Jesus' closest friends, the disciples wanted to know how to pray. The disciples were with Jesus all the time and were with him when he went to pray and heard his prayers to God as well, yet they still weren't sure how they were supposed to do it.

Before Jesus teaches the prayer he has a few things to say first. He says that we should keep our prayers simple. God listens to us no matter if our prayers are long or short and if you just don't have the right words God knows what we mean (and we don't need to use fancy words either)!

Jesus also mentions that we shouldn't 'show off' when we pray. He said this to the people that used to stand on the street corners praying so that everyone would see how 'great' they were. God doesn't want us to pray so people can see us or to hear how great we can pray. He wants us to pray in a quiet place with our own words our needs, thanks, praise, and what we're sorry for.

This is how Jesus told us we should pray:

Our Father which art in heaven, Hallowed be thy name.

Thy kingdom come. Thy will be done in earth, as it is in heaven.

Give us this day our daily bread.

And forgive us our debts, as we forgive our debtors.

And lead us not into temptation, but deliver us from evil: For thine is the kingdom, and the power, and the glory, for ever. Amen.

This prayer might be a little tough to understand when you first hear it, but we're going to go through it and try to explain what it means.

Our Father which art in heaven means we're praying to our father who is in heaven. We start the prayer out this way so we know that we're praying to God our father and we're not alone. God likes it when we call him father and he wants us to talk to him like we talk to our own father. God is our loving father and we are his special children.

Hallowed be thy name is next and it means holy is your name. Even though God wants us to call him our father, he is still God. It's sometimes really hard to understand who God is and what he's like. How did he make us? How is he perfect and never makes mistakes? God just wants us to remember that we need to treat him super special because he is God and when we pray to him we need to be respectful.

Thy kingdom come. Thy will be done in earth, as it is in heaven. If we think about where God lives, we know it's pretty great. The Bible says that in heaven there will be no more crying, God will live with us, and there will be no hunger or hurt there.

This part of the prayer says let your kingdom come. Let your will be done in earth, as it is in heaven. This means we are praying that people would live in peace and love with one another the way it is in heaven. It reminds us that we should be living the way God wants us to everyday.

Give us this day our daily bread means give us today all that we need. Keep in mind that these are things that we can't live without. We don't need video games and princess dolls those are the things that we want, we need food, water and shelter.

Even though we pray for things we need, that doesn't mean we'll get them. There are still people with no food in many parts of the world but that doesn't mean we stop praying for these things. When we ask God for things that means we trust Him and we'll leave the decision to God.

And forgive us our debts, as we forgive our debtors. This next part of the prayer is asking for forgiveness for our mistakes. Forgiveness means that we are sorry for something we've done and we don't want to do it anymore. But we also need to forgive people who have done wrong to us. Sometimes others hurt us very badly, so we need to ask God to help us forgive them because it's really hard or we don't want to. If we forgive others, God will forgive us.

And lead us not into temptation, but deliver us from evil. Is it sometimes tempting to do something you're not supposed to? This part of the prayer is really neat because it asks God to help us to know the right thing to do. To protect us against the evil that is in the world and keep us away from it.

For thine is the kingdom, and the power, and the glory, for ever. Amen. The last part of the prayer is the best part! For yours is the kingdom means that Heaven will last forever and will always be God's. God also has all the power and all the glory FOREVER! It makes me happy knowing that God will never die and he's the strongest and greatest. With God we will always win!

Anyone can read the Lord's prayer, so it's important to think about what you're saying. When you pray "give us this day your daily bread" think about all the things you have to be thankful for and how God has given you everything you need, or things you need to ask for or pray for others. When you pray "forgive us our debts" ask forgiveness for those things you did wrong.

Prayer is our special way of talking to God so remember to pray as many times as you can. God loves you and wants to know everything about you and how you're doing.

Name _____

Bible Story Report Form

Title: What is the title of the Bible story?

Setting: Where did the Bible story happen?

Characters: Who are the two main characters in the story?

Problem: What was the main problem in the story?

Solution: How was the problem in the story solved?

Application: What does this story teach you to do?

Draw a picture of your favorite part of the story on the back of this paper.

Notes

"The Prayer Hand for Kids"

Based on the Lord's Prayer. Instructions by Bethany Darwin



If you're looking for a fun activity to teach your young elementary kids

about prayer, then look no further than your hand. The hand is a perfect tool to remember the parts of prayer that we see Jesus model in the Lord's Prayer

in **Matthew 6:5-14**.

All you need for this activity is blank paper, pencils or markers, a Bible and little

hands. Start out by reading the text as a group and then talk through the following

points:

1. Jesus is teaching His disciples how to pray

2. Jesus is teaching the disciples that prayer is about conversing with God, or building a relationship with Him.

3. In this model prayer (or the Lord's prayer as it is sometimes called), Jesus calls His followers to praise God, to confess sin, to ask for forgiveness and to pray for the needs of themselves and others.

Hand out the blank paper and help them trace their (non-dominant) hand on the paper with their fingers spread apart. Explain to the kids that they're going to use their hand as a reminder of how to pray.

Once they've all traced their hands, have them write the following words on each of the fingers and then go through the discussion about what that kind of prayer is. Have kids help you come up with examples of what you could pray about for each of these types of prayer. Kids may want to draw their examples on (or around) their hands as reminders of what each part of the prayer is.

PRAISE (thumb)— Praise is telling God how great He is and talking about all the great things that God has done. Ask kids, 'What are some things that you could say to God to tell Him how great He is?' If you think time will allow, make an alphabetical list with one truth about God for each letter of the alphabet.

THANKS (1st finger)— Thanksgiving is about thanking God for the things He has done and the things He has given us. Ask, 'What are you thankful for?' Help kids think of things in their lives, their families, the Bible, etc. that they can thank God for.

SORRY (middle finger)— Confession is about telling God the things you've done that you know He wouldn't want you to do. Tell Him you're sorry and ask Him to forgive you. When we repent of our sins and turn to Jesus to follow Him, that is confession. Take this time to define the words sin and repent...

- ~ **SIN** ~ anything we do that goes against God's law or anything we do that puts our desires above God's desires
- ~ **REPENT** ~ turning away from your sin and turning to God. (You can illustrate this by writing God on one piece of paper and sin/ self on a 2nd piece of paper and putting them on opposite walls. Have all the kids walk toward the sin sign while you talk about sin, then say repent and have them

turn their back on 'sin' and walk toward God. Ask if they can be walking toward both at the same time....can you be sinning and obeying God at the same time?

ASK (ring finger)—Ask is asking God for the things that you need. This is the time to ask for things you need, not just things you want. Ask kids, 'What's the difference between a need and want? What are some of the things we need?' Remind kids that one thing we all need is a Savior and that Jesus is the only way to be saved and the only way to have a relationship with God. Take a minute to remind kids of Acts 4:12 which reminds us that salvation is only by believing that Jesus died on the cross and paid the price for our sin.

OTHERS (PINKY)—Intercession is a word we use when we pray for others and it means asking God to help other people. You can pray for your family, your friends, people in your church and other people who need to hear about Jesus. Ask kids, 'Who are some of the people you could pray for?' Make a list of people to pray for and spend a few minutes praying for them.

For non-readers – the key words should be written on a piece of paper so that they can copy them onto their hands. Or you can write the words for them.

[HEART TO HEART] As the kids are drawing their prayer hands, discuss how each aspect of prayers points to Jesus' work on the cross. Feel free to use your own thoughts here, but one idea would be –

- **praise**—Praise God for being the creator & sustainer of the world and for always remaining faithful to His people,
- **thanksgiving**—Thank God for sending Jesus to die in our place,
- **confession**—admit that we are sinners and confess the sin in our life—repenting and turning to Jesus,
- **ask**—ask God to teach you more about Him and His Word and what it means to be a follower of Jesus,
- **others**—pray for those who haven't heard the good news that they would have a chance to hear about Jesus.

SAY: "When you pray, you are talking to God, and spending time getting to know Him. God wants us to pray and spend time getting to know Him, but sometimes it's hard to know what to pray about or how to pray, so it's great that we have these verses where Jesus teaches His followers how He wants them to pray. When we pray, we need to remember that *prayer is about getting to know God.*"

“The Five Finger Prayer”

Here is a helpful approach for teaching kids to pray. It's a format that allows children to recall and pray in their own words for five different groups of people. All this lines up with the five fingers of their hand.

Teaching Kids the Five Finger Prayer

- **Thumb (people who are close to you)** These are your close friends and family, often the first you think about when you pray. Give thanks to God and ask his protection on your parents, siblings, friends, and classmates.
- **Pointer (people who point the way)** These are leaders in your life, such as teachers and pastors. Offer God your thanksgiving for them and ask him to help them in their important work.
- **Tall Finger (people in authority)** The big people in the world need prayer too. Ask God to give wisdom to our government, military, and police.
- **Ring Finger (people who are weak)** This is your weakest finger. We should remember others who are sick, live in poverty, or are treated badly. Pray that Jesus would give them new strength.
- **Little Finger (your own needs)** God wants to hear your needs too, especially when you put others first. Pray for your own growth in mind, body, and spirit.

The 5 Finger Prayer

Thumb: Those closest to you, your family.

Pointer: Those that

point you in the right

direction (teachers,

doctors, priests) ask

for wisdom & support.

Index: (tallest) Those

that lead us,

(Government) ask for

guidance & wisdom.

Ring: (weakest) Those

that are weak, in trouble, or in pain. We cannot

pray too much for them.

Pinkie: (smallest) Our prayers for ourselves & our

own needs.





 (PERSON)
 PLEASE WATCH OVER

 AS I
 PLEASE HELP ME TOMORROW

 I LOVE YOU, GOD BECAUSE

 HELPED ME WITH
 I'M SO GLAD THAT YOU

 GAVE ME
 I'M SO THANKFUL THAT YOU

PRAYER PROMPTS

TEACHING YOUR CHILD
 HOW TO PRAY



We Create a Sacred Space for Prayer

Just as children need a designated space for homework, we all need a special space for prayer. One of the ways of establishing this space is by using an object that reminds us that this space is our special place for prayer.

Since this cloth takes up very little space in a suitcase, it is a good prayer reminder for travelers.

This prayer cloth can be made with fabric paint on fabric napkins. Target has inexpensive cotton napkins that work well for this project. Each child should create his own design. This may be a two-session project: the first for planning the design, and the second for painting it.

Some people like to make designs around the edges, using Christian symbols (fish, crosses, butterflies, stars, and so on) or representations of what they want to pray about. Others like a centered design or pattern, which leads them to concentrate on God.

Make sure you have a safe place for the prayer cloths to dry; fabric paint takes hours (if not days) to dry thoroughly.



Transfiguration
Luke 9:28-36, Matthew 17:1-8, Mark 9:2-8, 2 Corinthians 3:18

1. **Jesus goes up on a mountain to pray. He takes Peter, James and John with Him.** *Display Water and Sky Scene, Hillside Overlay, Jesus, James, Peter, John.*
 - A. As Jesus is praying, His face shines with God's glory. *Add Glory Cloud (behind Jesus), Moses, Elijah.*
 - B. His robe becomes white and glistening.
 - C. Moses and Elijah come down from heaven and talk with Jesus.
2. **Peter, James and John see Jesus with His face shining, talking to Moses and Elijah.**
 - A. Now God speaks from heaven and says, "This is My beloved Son, hear Him!"
 - B. When God finishes speaking, only Jesus is there with Peter, James and John. *Remove Glory Cloud, Moses, Elijah.*
3. **The glory of the Lord Jesus will change you every day.**
 - A. He will change you from the inside out.
 - B. You will become more like Jesus.

Jesus' face and clothes shine with God's glory



The Butterfly

Preparation:

Bring to class a large picture of a butterfly.

What to Tell Them:

Caterpillars are not very pretty. Did you know that a caterpillar will develop wings and become something very beautiful? It becomes a butterfly! *Hold the butterfly picture in front of the children.*

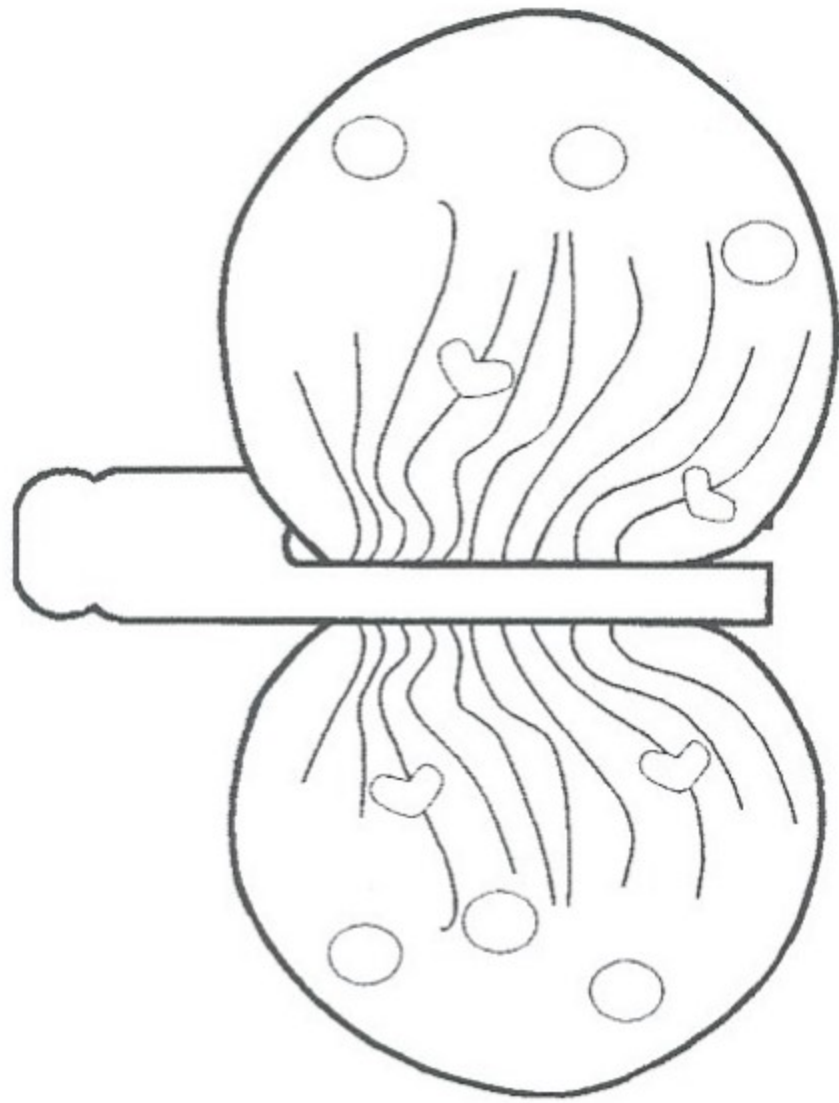
When you see a butterfly, you can remember that God's glory is changing you. You become more and more like Jesus every day. You talk like Jesus and act like Jesus. His glory will make you beautiful from the inside out.


Instructions for Butterfly

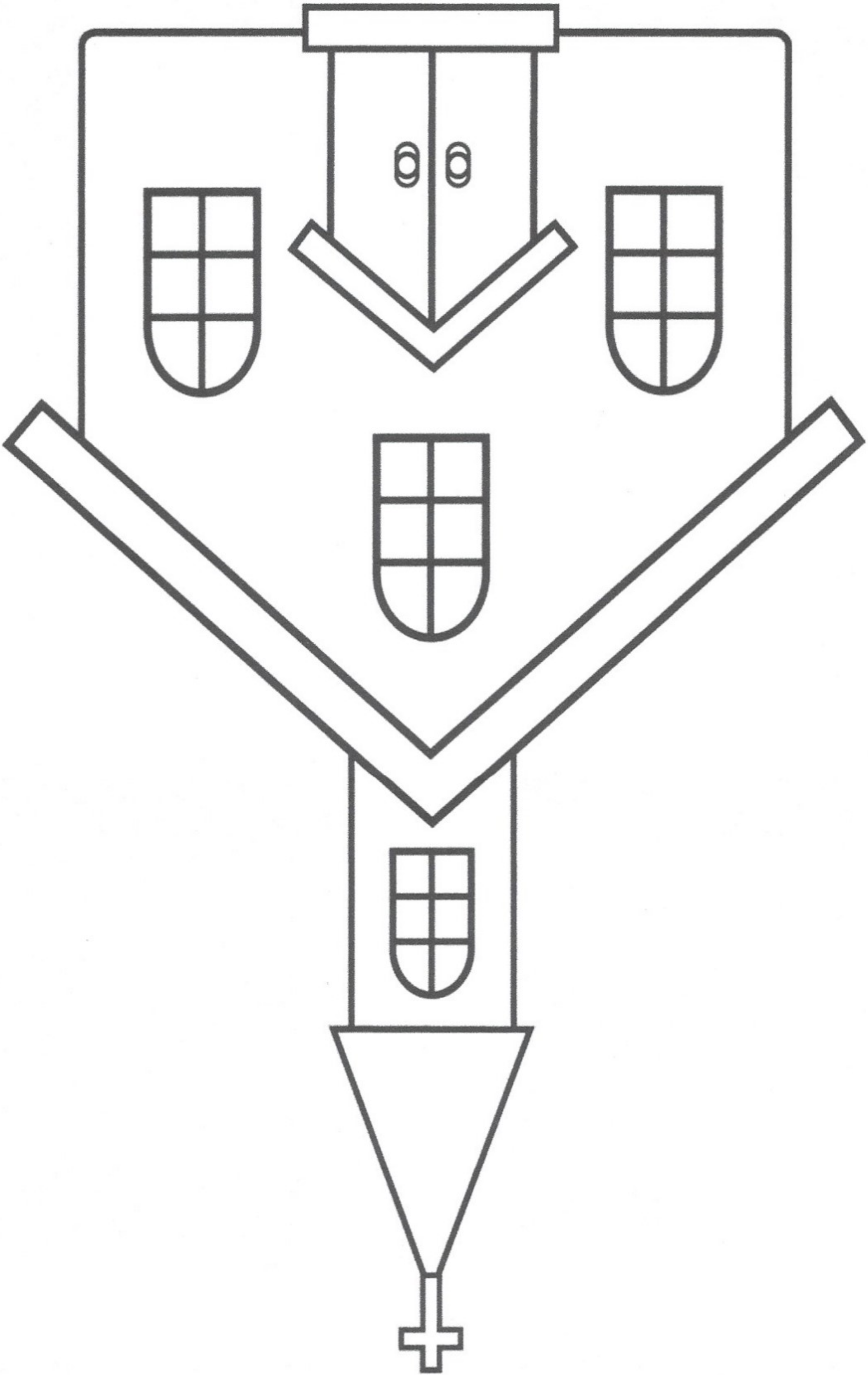
- Materials Per Child:
- one old-fashioned wood clothes-pin
 - one coffee basket filter
 - markers or crayons

Preparation:
Bring all materials to class.

What to Do:
During class, give each child a coffee basket filter and have them color it. Tell them they are coloring the wings of a butterfly. When they are ready, stuff the filter into the opening of the clothespin as shown.







Like Jesus

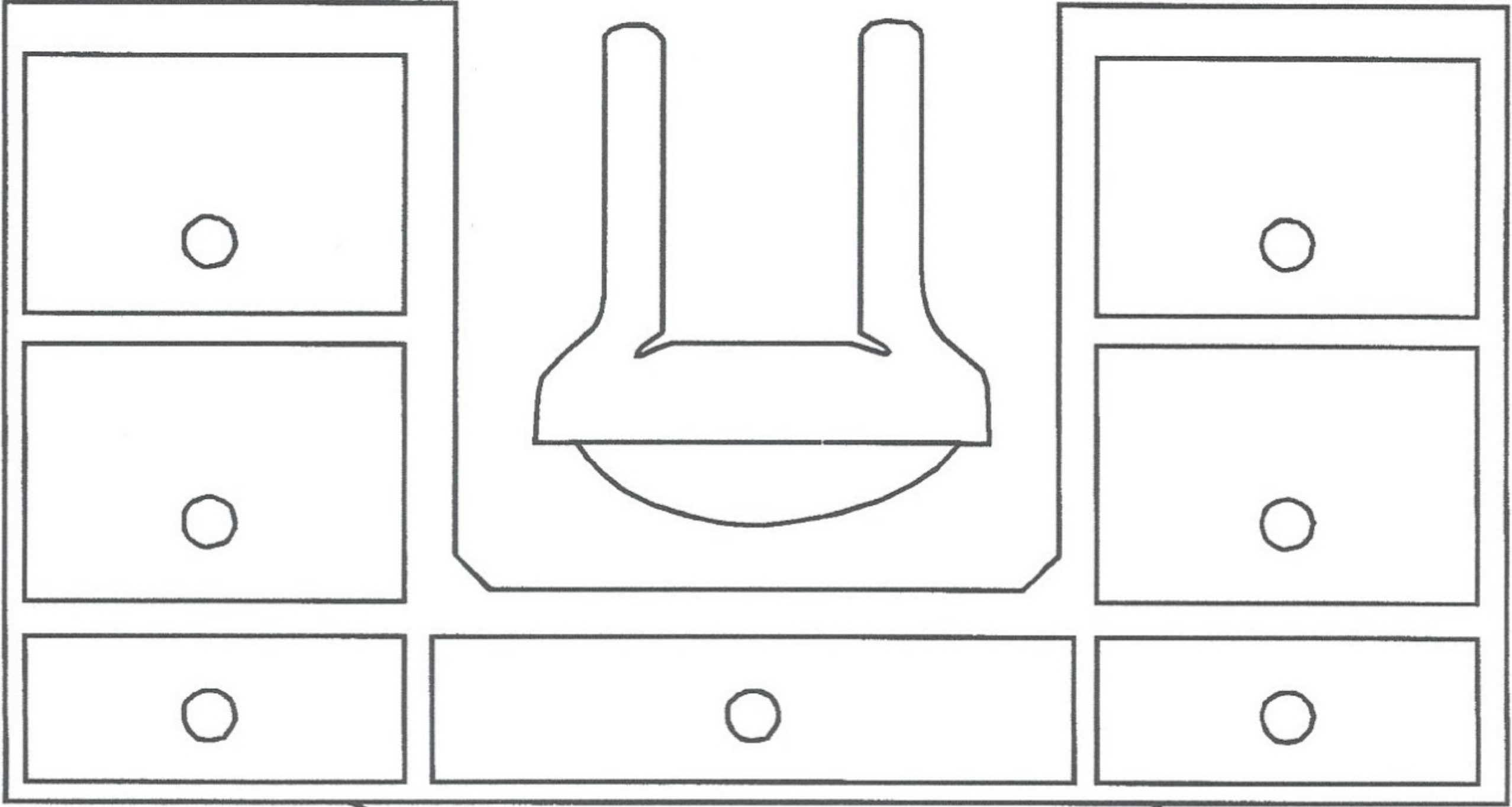
Preparation:

Bring a hand-held mirror to class and use it as a visual aid for this Show and Tell. The mirror should be large enough to reflect a child's face.

What to Tell Them:

Who wants to help me tell this story? *Choose a volunteer - show the child his/her face in the mirror.*

You are becoming beautiful from the inside out. God's glory is changing you every day. You are becoming more like Jesus. *Choose other volunteers and repeat the conversation above.*




...we shall be
like Him...
1 John 3:2
NKJV

More Like Jesus

Do you want to become more like Jesus? If you do, you will have a smile on your face and love shining out of your eyes. You will be kind. Do you know how this happens? Jesus will change you from the inside out. You can ask Jesus to come into your heart. His glory will change you every day.

The glory of the Lord changes us into His image



The glory of the Lord changes us into His image

